



**Olga Chernichenko, GfK Rus, Head of HealthCare research department, GfK Rus,**

[olga.chernichenko@gfk.com](mailto:olga.chernichenko@gfk.com)

**Attitude of Russians towards family planning: comparison of general population and Internet users.**

**Topic:**

Attitude of Russians towards family planning: comparison of general population and Internet users

**Objectives:**

To compare the attitude of the general population and Internet users towards abortion, contraception and monogamy and to measure the influence of the method of data collection on answers.

**Methods of data collection and sample description:**

All-Russia Omnibus, representative sample of general population aged 16-50, 1497 personal pen&paper interviews; On-line panel, representative sample of Russian Internet users aged 16-50, 1057 on-line interviews.

**Summary results:**

The average Internet user in Russia is younger, better educated and better paid: the share of people aged 25-40 is 51% (compared to 39% for Russia as a whole), the share of those with higher and uncompleted higher education is 71% (compared to 30%) and the share of respondents with a per capita income of Euro 500+ is 48% (compared to 17% for Russia as a whole).

Only 1/3 of unplanned pregnancies resulted in childbirth in either of the samples.

Attitudes towards the use of contraception depend on social factors. Despite the prevalence of negative attitudes towards abortion in both target groups, the use of contraceptives is significantly higher amongst Internet users than overall in Russia (only 50% of Russians use contraceptives compared to 80% of Internet users). Also, Internet users, as a more "advanced" representation of Russians, are concerned about the ethical aspects of abortion. They are convinced of a need for the education of the general population in terms of contraception and federal programs for improvements in the demographic situation. The average Russian generally tends to expect and wait for privileges and cash benefits from the government.

More than 70% of Russians consider monogamous relationships to be necessary and normal. In both target groups, males tend to be less monogamous than women: about 20% of males are happy to betray their partner's trust but do not want to be betrayed. The share of those who believe it acceptable for partners to betray one another, and that it will have no effect on their relationships, is almost 3 times higher amongst Internet users.

In general, it was shown that on-line data collection leads to greater openness when answering "sensitive" questions: the share of "don't know" responses and refusals to answer was near zero in the majority of cases (compared with one third in personal interviews).



**Attitude of Russians towards family planning: comparison of general population and Internet users.**

**Olga Chernichenko, Head of Healthcare research department,  
GfK Rus**



## Introduction into the problem

2

This study was aimed at new initiative of GfK Rus – social responsibility.

The main goal of the study was **to compare attitude of general population and Internet users towards abortions, contraception and monogamy and to measure influence of method of data collection on answers**

- Low birth rate in Russia
- Most couples control child birth.
- The methods they use are: methods of family planning allowing to prevent unwanted conception or abortion of unwanted pregnancy.
- The quantity of abortions has been reduced into 2,4 times for the last fifteen years
- According to official data (Ministry of Public Health and Social Development) 1,6-1,7 million abortions are fallen to 39 million women of fertile age (15-49 y.o.) in Russia every year.
- 10%-15% of abortions lead to development of complications,
- 7-8% of women become infertile.
- 15% of couples are infertile in Russia.



# All-Russian Omnibus and on-line longitude study: demographic differences

## Two samples:

3

representing Russian population in the age from 16 to 50 years old in general (*Omnibus*, *1497 face-to-face* interviews)

representing Russian Internet users in the age from 16 to 50 years old (*on-line longitude study*, *1057 on-line* interviews)\*

The share of respondents in the age from 25 to 40 years old:

39%

51%

The share of respondents with high/incomplete high education:

30%

71%

The share of respondents with income more than 15 000 rubs for every member of the family:

17%

48%



\*Penetration of Internet usage is 37% in cities with population 1 000 000+ (in Moscow – 60%)

GfK

# Attitude to abortion

K11. The scale for estimation of people's attitude to abortions is represented below. Choose the answer which reflects your personal attitude to abortions.

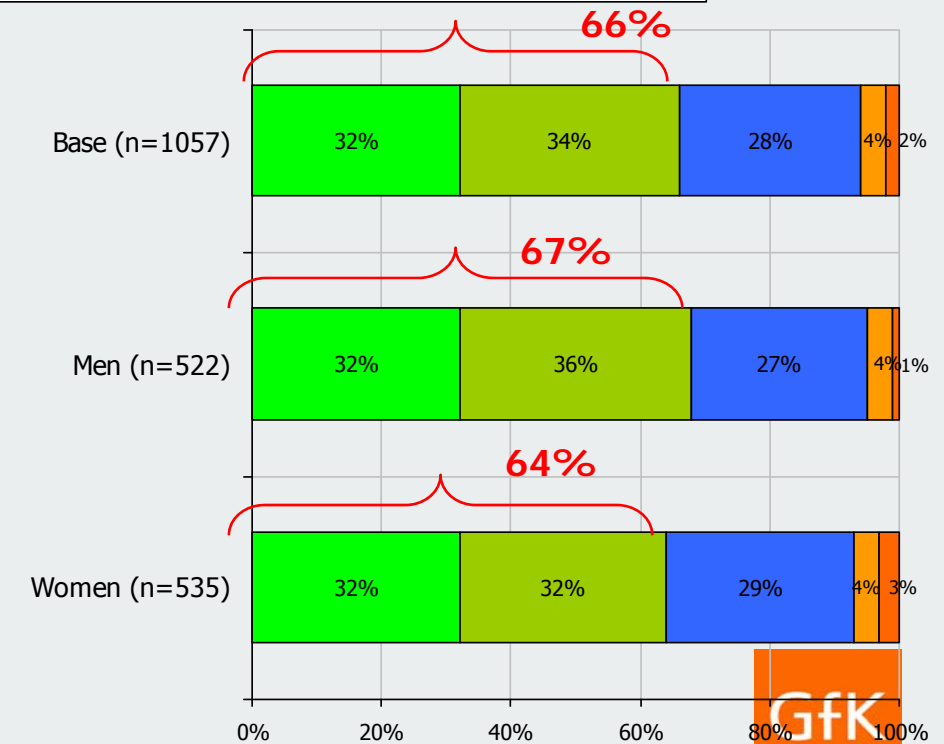
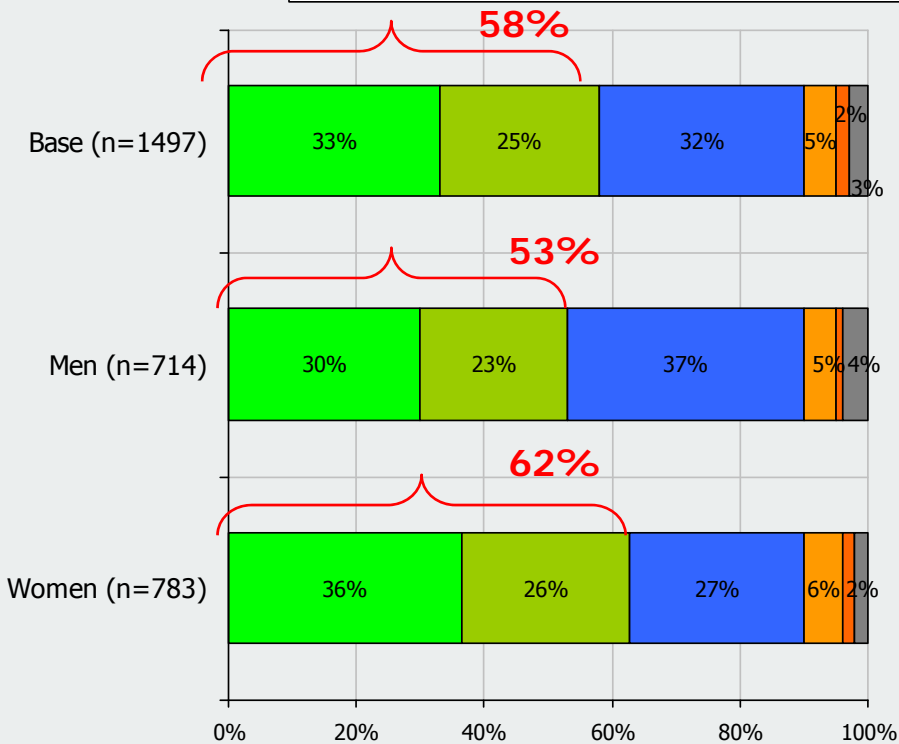
## Omnibus data



## On-line survey data

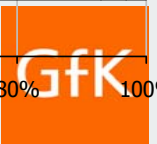


■ Negative    
 ■ Rather negative    
 ■ Neutral    
 ■ Rather positive    
 ■ Positive    
 ■ No answer



Base: All respondents

*\* No significant differences by age categories*



# Attitude to abortions

K12. Why is your attitude negative/rather negative to abortions?

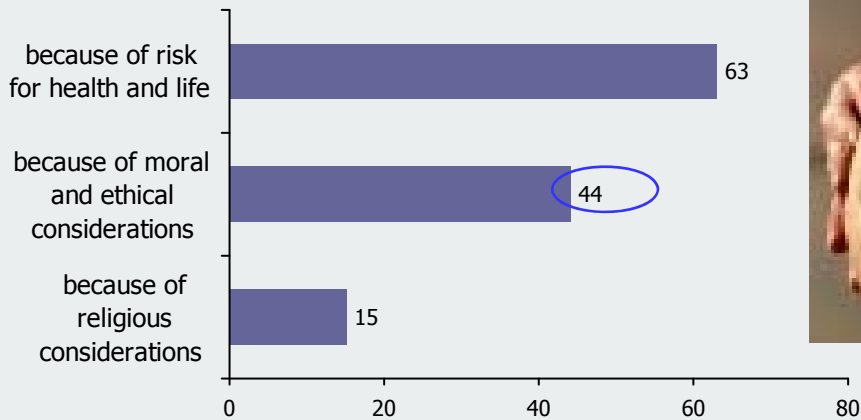
K13. Why is your attitude positive/rather positive to abortions?

## Omnibus data

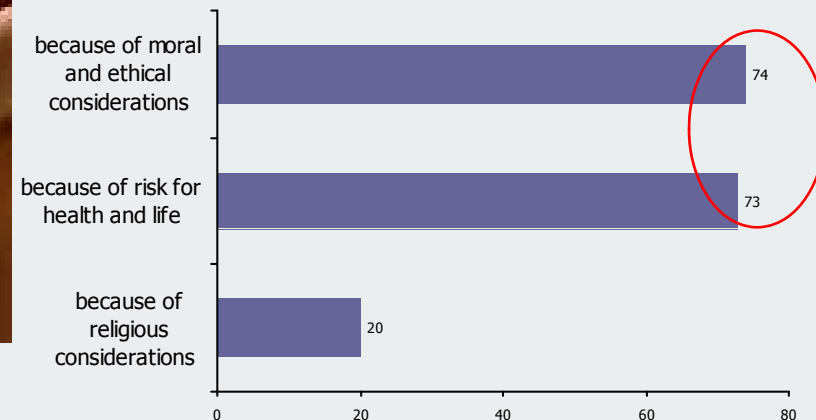
## On-line survey data

5

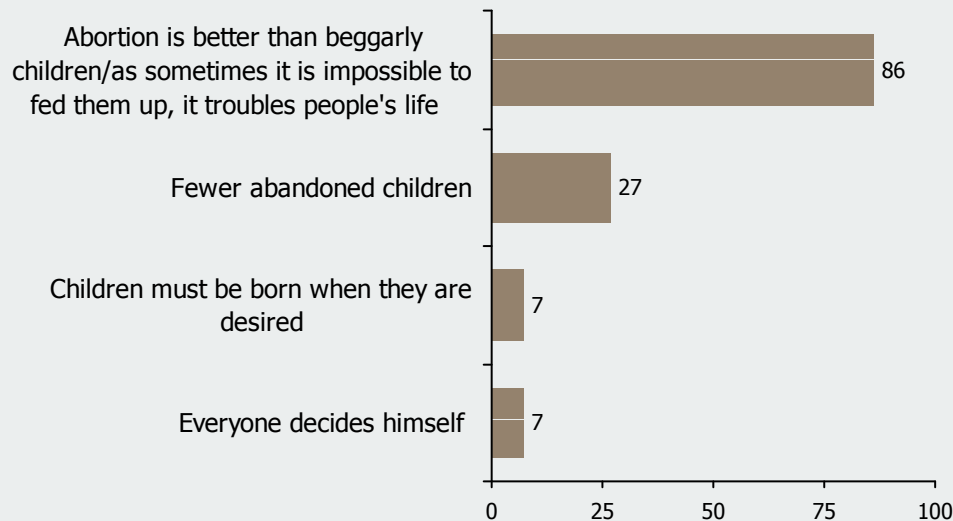
Negative attitude to abortions (n=868)



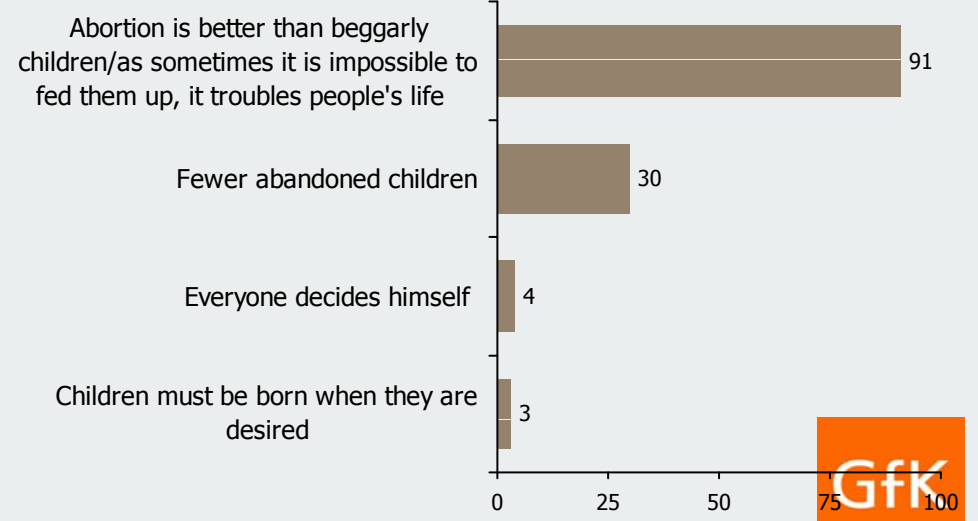
Negative attitude to abortions (n=696)



Reasons for positive attitude to abortions (n=105)



Reasons for positive attitude for abortions (n=67)



Base: All respondents

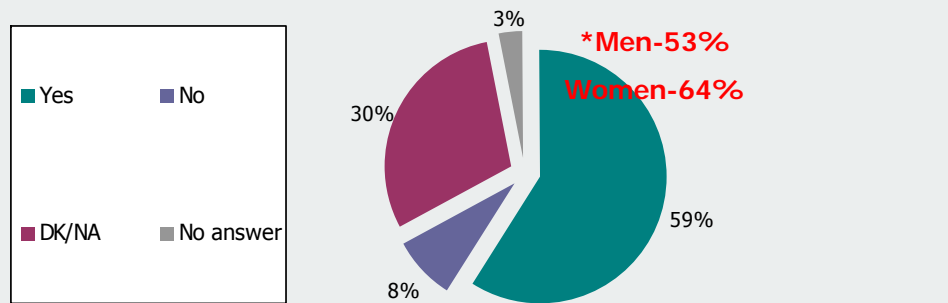
# Reduction of abortions

K14. Do you think the quantity of abortions must be reduced?

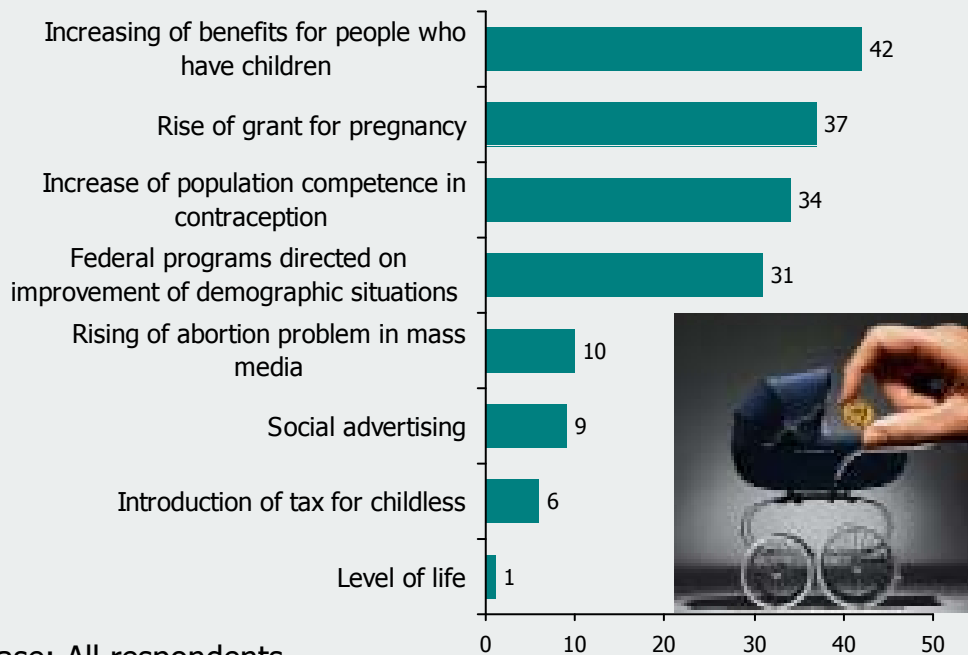
K15. What could help to reduce the number of abortions?

## Omnibus data

Reduction of abortions (n=1497)



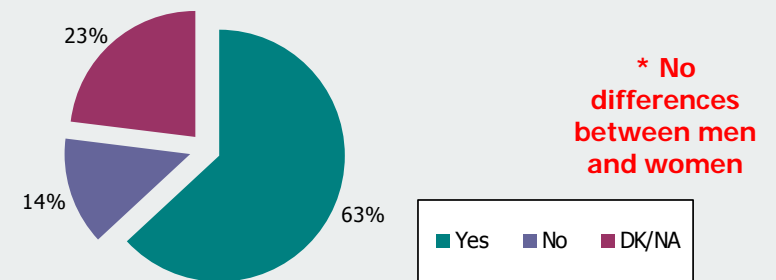
Factors of abortion reduction (n=1497)



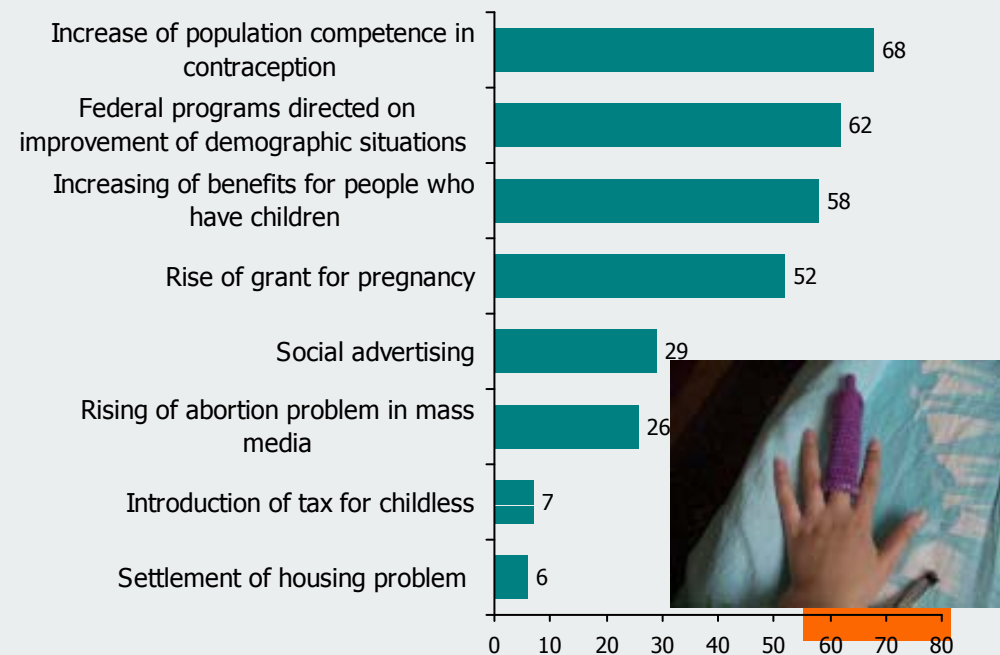
Base: All respondents

## On-line survey data

Reduction of abortions (n=1057)



Factors of abortion reduction (n=1057)

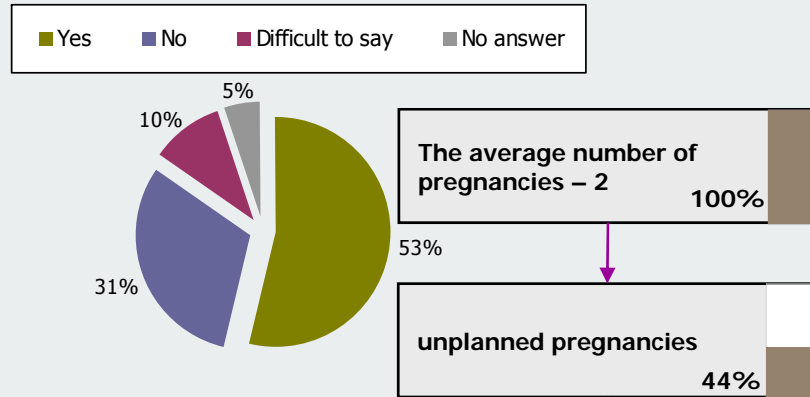


# Pregnancy

K5. Have you/your partner ever been pregnant? K6. How many times have you/your partner been pregnant? K7. How many of them were unplanned? K8. How did unplanned pregnancy end up?

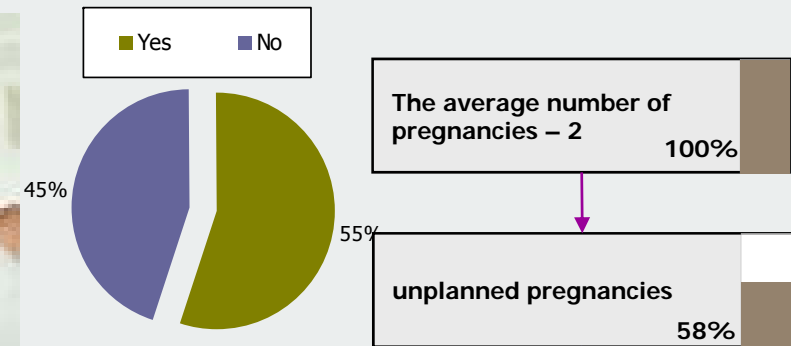
## Omnibus data

Pregnancy (n=1497)

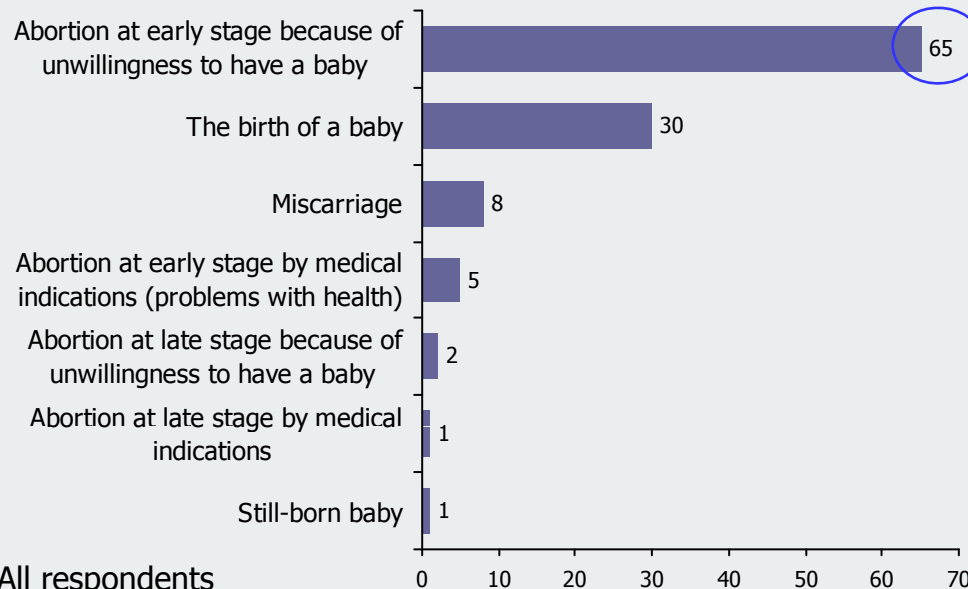


## On-line survey data

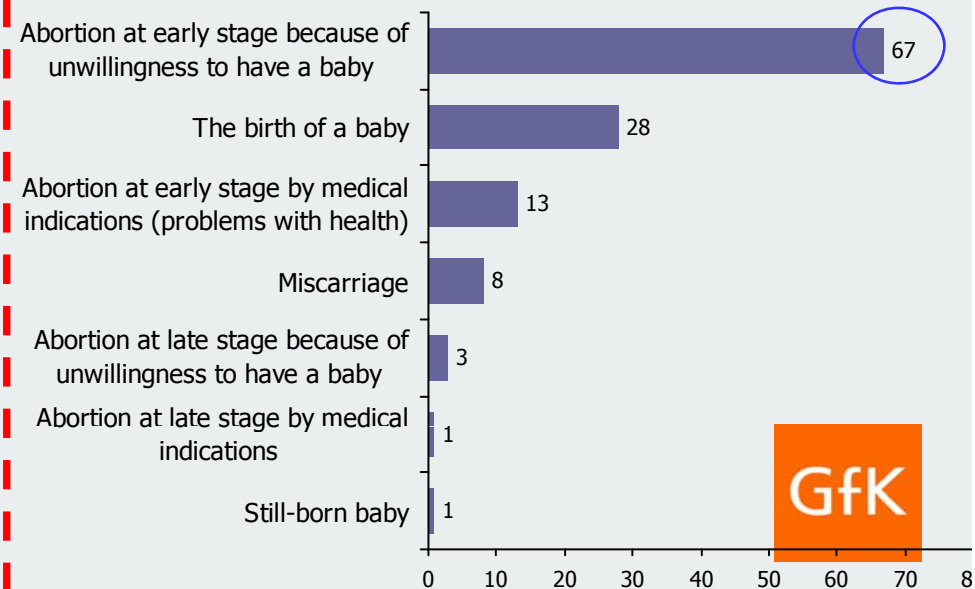
Pregnancy (n=1057)



The result of unplanned pregnancy (n=364)



The result of unplanned pregnancy (n=334)



Base: All respondents



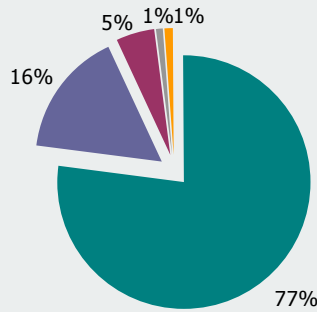
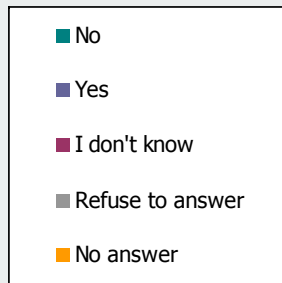
# Complications after abortion

K9. Did you/your partner have any complications after abortions?

K10. What kind of complications did you/your partner have?

## Omnibus data

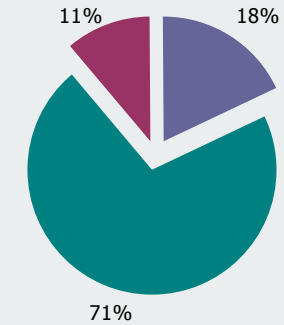
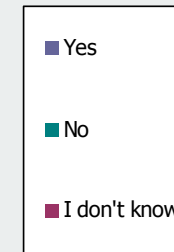
Complications after abortion (n=261)



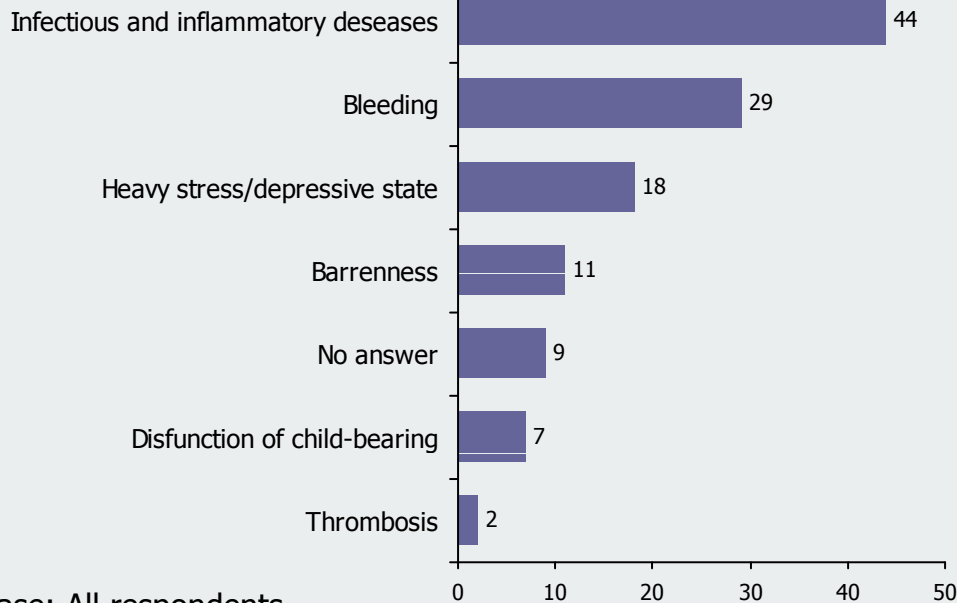
## On-line survey data

8

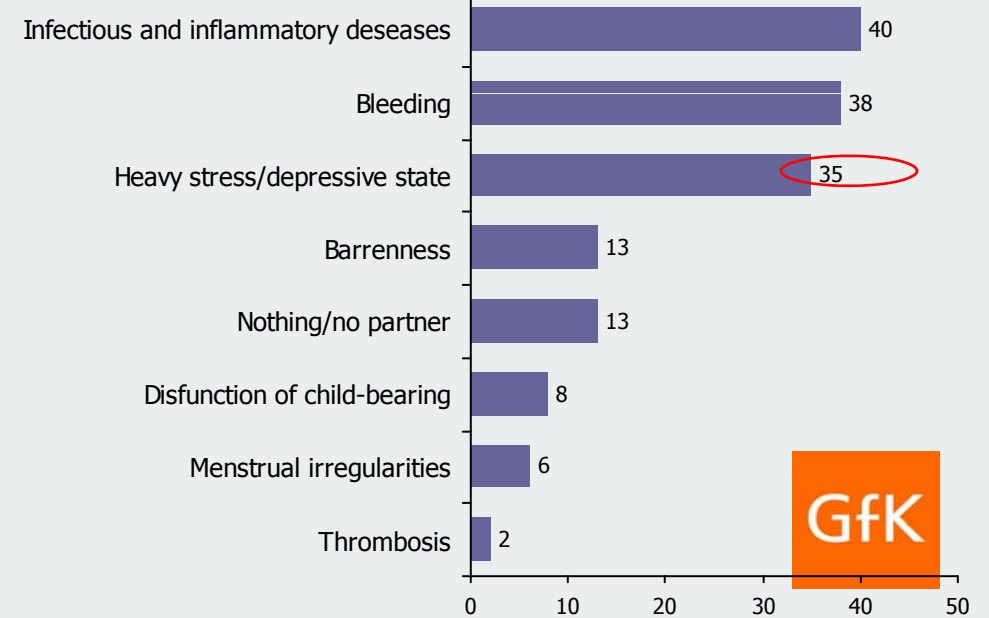
Complications after abortion (n=265)



Type of complications after abortion (n=45)



Types of complication after abortion (n=48)



Base: All respondents



# Use of contraception

K1. Please, look at the list of contraception means. Which of them have you or your partner used in the last 12 months?

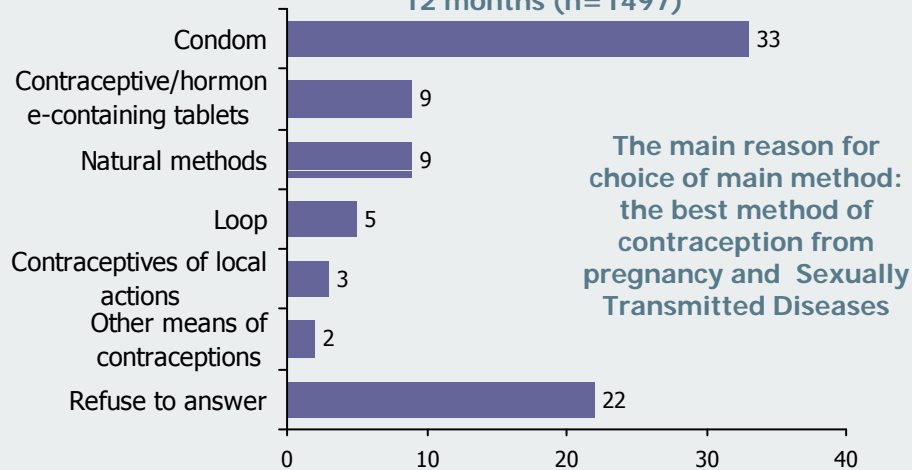
K4. Please, look at this list and explain why you/your partner don't use any methods of contraception?

## Omnibus data

## On-line survey data

Those who don't use contraception **49%!?**


Used methods of contraception in the last 12 months (n=1497)



The main reason for choice of main method: the best method of contraception from pregnancy and Sexually Transmitted Diseases

Reasons for refuse from contraception (n=745)

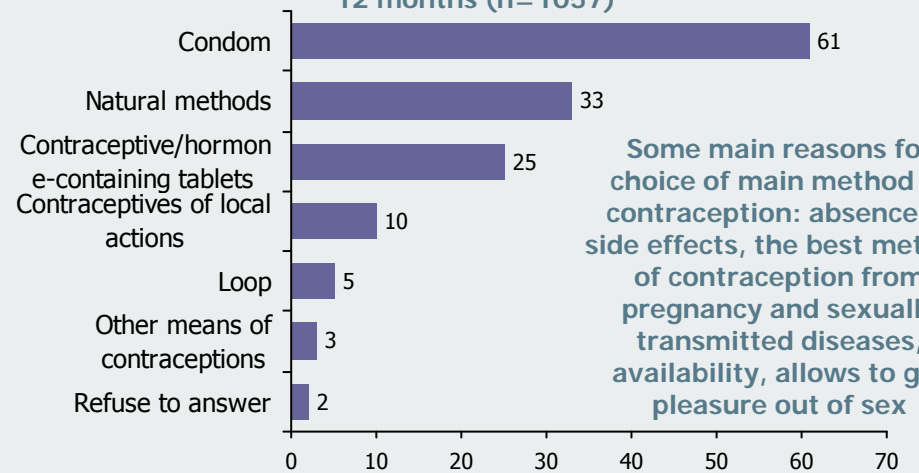
? 😊



Base: All respondents

Those who don't use contraception **21%!?**

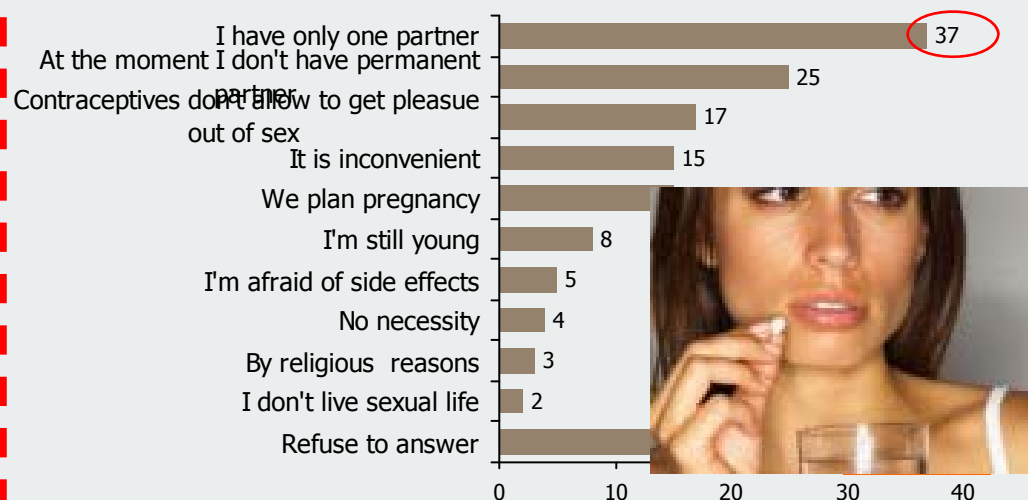
Used methods of contraception in the last 12 months (n=1057)



Some main reasons for choice of main method of contraception: absence of side effects, the best method of contraception from pregnancy and sexually transmitted diseases, availability, allows to get pleasure out of sex

Reasons for refuse from contraception (n=219)

? 😊



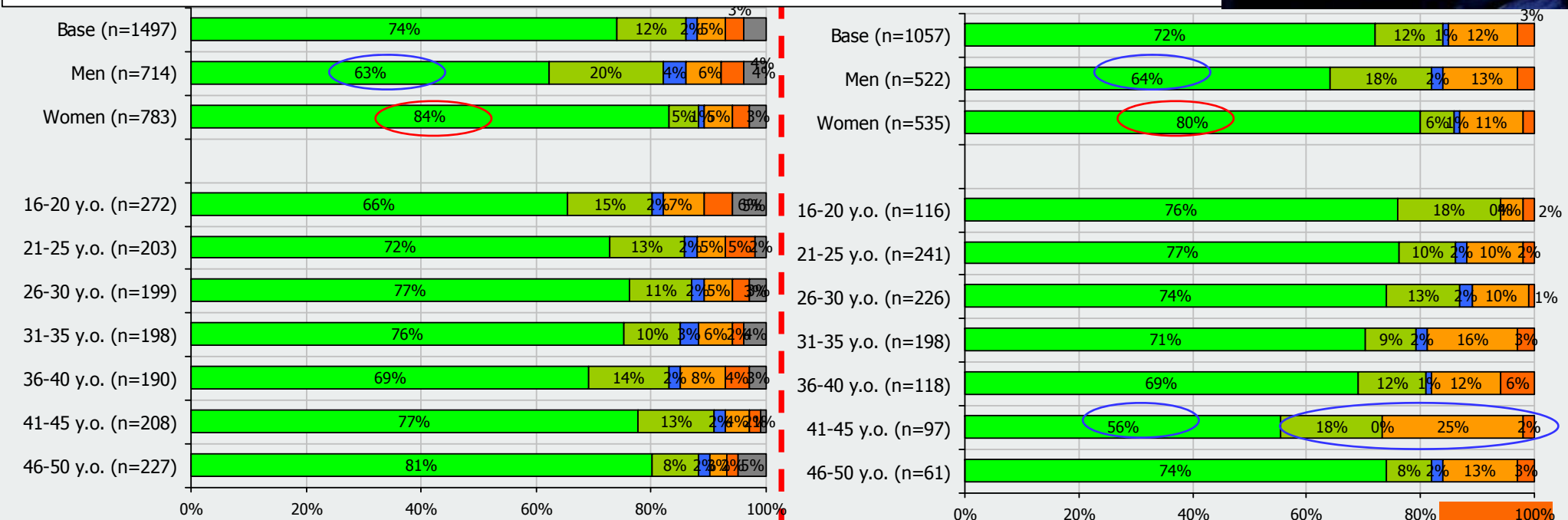
# Attitude to monogamy

K16. The list of statements that may describe an attitude to monogamy is represented below. Choose one statement that fits you most of all.

## Omnibus data

- I prefer to be faithful before my partner/husband and I want my partner/husband to be faithful
- I prefer my partner/husband to be faithful before me but I can assume that sometimes I may be unfaithful to my partner/husband
- Principally I can't be faithful to my partner/husband but I prefer my partner to be faithful to me
- I think that partners/married couple have a right for unfaithfulness, but in case if it does not influence their relations.
- We both think that we are free people and have a right for relations with someone else.
- No answer

## On-line survey data



Base: All respondents

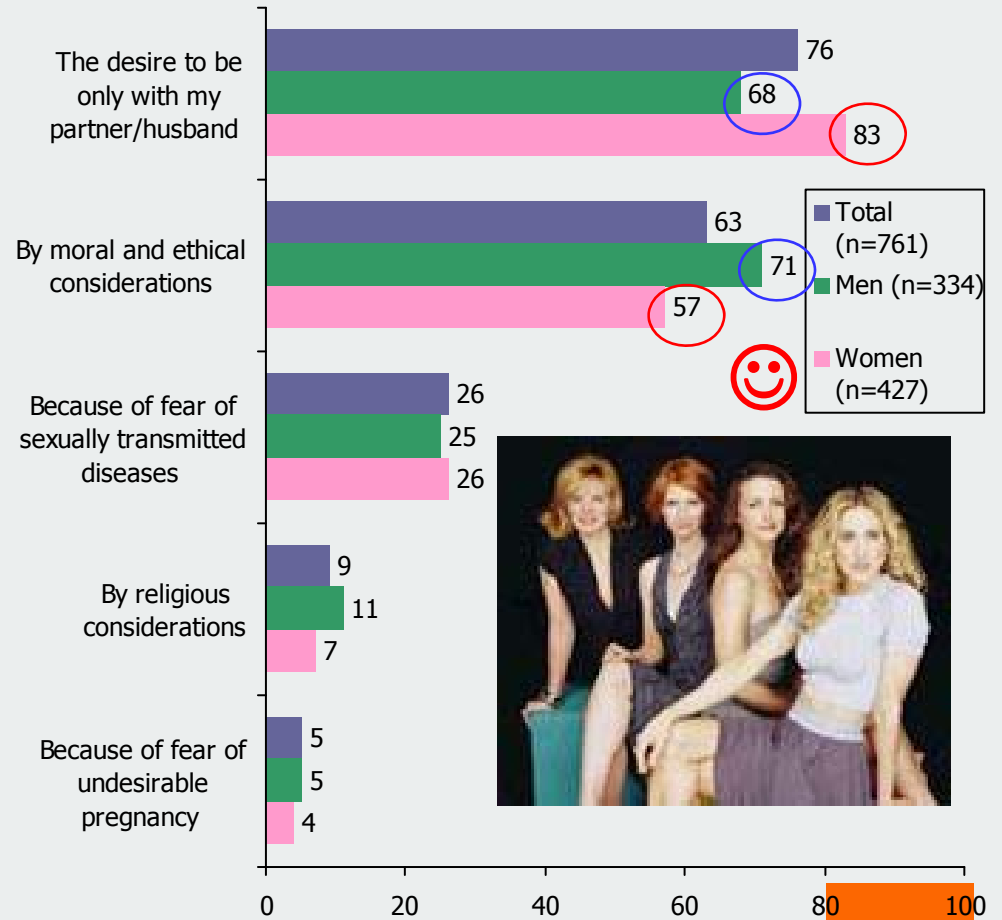
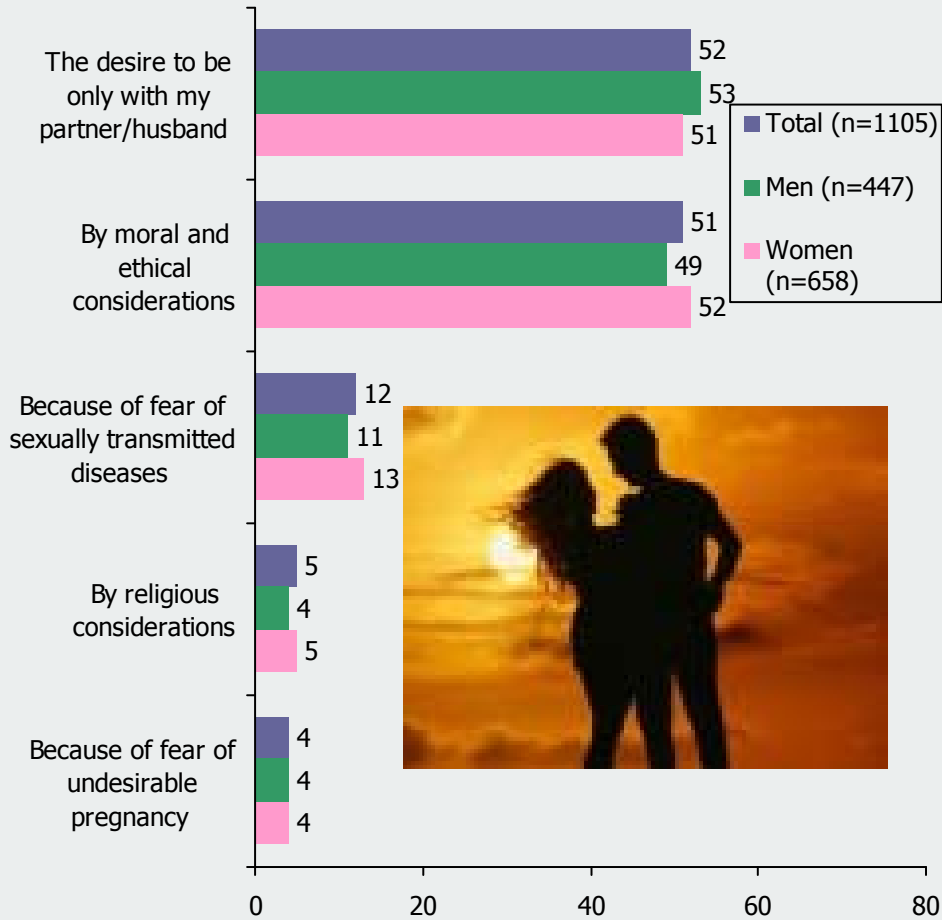


# Attitude to monogamy

K17. Why do you prefer monogamous relations?

## Omnibus data

## On-line survey data



Base: All respondents

# Summary

- An average Internet user in Russia is younger, better educated and better-paid: share of people aged 25-40 is 51% (vs 39% in total Russia), share of high and incomplete high education is 71% (vs 30%) and share of respondents with per capita income 500 euro+ is 48% (vs 17% for total Russia).
- Only 1/3 of unplanned pregnancies resulted in child birth in both samples
- Attitude towards use of contraception depends on social factors. Despite of prevalence of negative attitude towards abortions in both target groups, usage of contraceptives is significantly higher among Internet users, than totally in Russia (only 50% of Russians use contraceptives vs 80% in Internet users). Also Internet users, as more "advanced" representatives of Russians, pay their attention on ethical aspects of abortions. They are convinced in necessity of education of population in terms of contraception and federal programs for improvement of demographic situation. An average Russian mainly tends to wait for any privileges and cash benefits from government.
- More than 70% of Russians consider monogamous relationships to be necessary and normal. In both target groups males tend to be less monogamous, than women: about 20% of males prefer to betray, but do not want to be betrayed. And share of those, who believe partners can betray each other, but without any influence of their relationships, is almost 3 times higher in Internet users.
- In general, it was proven, on-line data collection causes more openness, when answering "sensitive" questions: share of uncertain answers and refusals from answers was near zero in majority of cases (vs one third in personal interviews).





**THANK YOU FOR  
ATTENTION!**